

**St. Neot Primary School**

**A Parent Guide to TTRockstars**

TTRockstars is a space where your child can practise their times tables. It is available through a laptop or Chromebook as well as a downloadable app on most tablets and smartphones.

Below are instructions for how you and your child can log on and access TTRockstars.

**Username and Password**

Each child has a unique username and password to log on. These details will be in the front of their reading record books. Please keep this information safe. We suggest you take a photograph on your phone to refer to.

If you need help with this, please contact your child's teacher.

**Accessing TTRockstars**

There are different ways to access Google Classroom.

If you are using a **Desktop PC, Mac or laptop**, this can be done by clicking on this link:

<https://play.ttrockstars.com/> or typing it into the search bar on your browser.

If you are using an **iPad or other tablet or smartphone**, please download the free TTRockstars app from the App Store.

When you have arrived at <https://play.ttrockstars.com/> you will see the following screen:



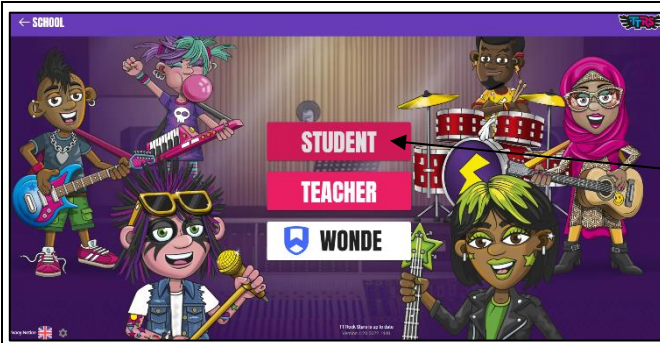
Click 'Log in'

You will then be taken to the following page:



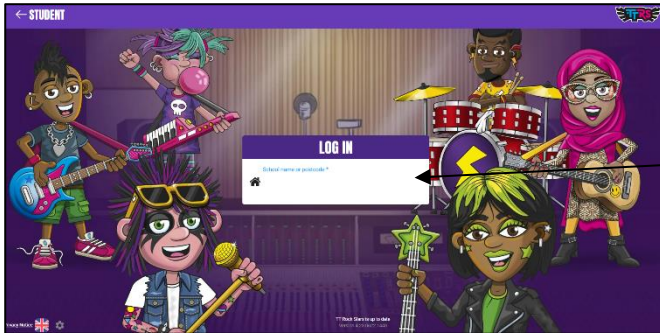
Click 'School'

You will then be taken to the following page:

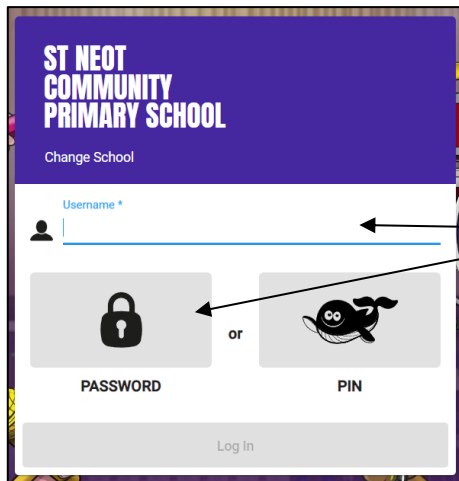


Click 'Student'

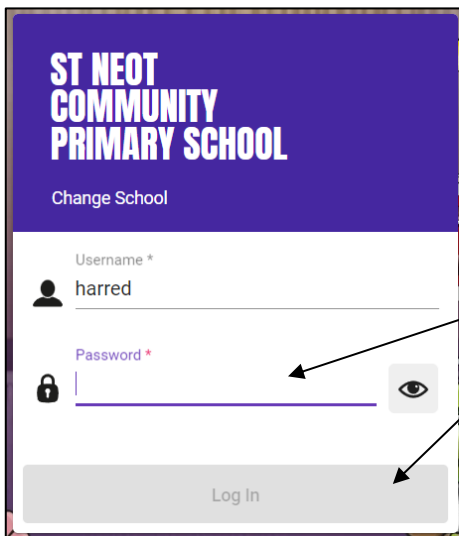
You will then be taken to the following screen:



Enter the school postcode: PL14 6NL and click on the school's name. You should only need to do this once per device.



Enter your child's username and then click on 'Password'.



Enter your child's password and click 'Log In'.

## Navigating TTRockstars

You now have a choice of single player or multiplayer. The different game modes are detailed below. We recommend a “little and often” approach; 3 minutes practice a day, 4 or 5 times a week is a good target.

### What are the different Game Modes?


#### Single Player

<p><b>Jamming</b> 4 or 8 coins/correct answer</p>	<p>The only game mode without a timer, players chose the table and operation (<math>\times</math> or <math>\div</math> or both) they want to practise. Answer 10, 20 or 30 questions.</p>
<p><b>Gig</b> 10 coins per correct answer</p>	<p>Gig games last 5 minutes and contain up to 100 questions, which come in ‘waves’, starting with the 10s, then the 2s, 5s, 3s, 4s, 8s, 6s, 7s, 9s, 11s and 12s. Novices are not expected to get past the 5s. Gigs provide the child (and their teacher) with a simple measure of their current skills, which is why learners should concentrate fully for the whole Gig as they won’t get another try until next month.</p>
<p><b>Garage</b> 10 coins per correct answer</p>	<p>Players are given a personalised set of 6 multiplication questions (and their matching division questions) in each round. The questions they get keep adjusting to provide the best fit for every learner’s needs. This is probably the best game made for improving their recall while they’re still learning.</p>
<p><b>Studio</b> 1 coin per correct answer</p>	<p>Here your child earns their Rock Status, which is based on their Studio Speed. The faster they are the better their status. Studio Speed is the average of their most recent 10 Studio games. Suitable for confident players.</p>
<p><b>Soundcheck</b> 5 coins per correct answer</p>	<p>Soundcheck games ask 25 multiplication questions (up to <math>12 \times 12</math>), allowing 6 seconds for each question. Suitable for confident players.</p>

#### Multi Player

<p><b>Festival</b> 1 coin per correct answer</p>	<p>Children compete against others from around the world, with their identities protected behind their rock names. Suitable for confident players.</p>
<p><b>Arena</b> 1 coin per correct answer</p>	<p>Children race against other members of their class who are logged in and choose the same arena name at the same time. Arena games use the same smart question algorithm as Garage games.</p>
<p><b>Rock Slam</b> 1 coin per correct answer</p>	<p>Players challenge their classmates or teachers to answer as many questions as they can in 60 seconds, setting a score for the challenge to beat. Pupils don’t need to be online at the same time.</p>
<p><b>Tournaments</b></p>	<p><b>Battle of the Bands</b> – groups of children within the same school (usually classes, year groups or teams) compete to have the highest <i>average</i> score per player. <b>Top of the Rocks</b> – like a Battle of the Bands <i>between</i> schools. The winning class or school is the one with the most correct answers per person.  <b>Important:</b> Each correct answer (in any game mode) earns 1 point towards the team’s total in addition to the coins earned. For example, in Garage games each correct answer is worth 1 point for the team and 10 coins for the player.</p>

## Learners with different needs

<b>How can I hide the timer?</b>	Start a game and press  > Hide Practice Clock. You could also play a game in Jamming.
<b>How can I increase the length of Garage games?</b>	Single player > Garage > press the little arrow below “play solo” > choose 1, 2 or 3 minutes.
<b>The tables are too hard</b>	Make sure your child is playing in Garage or Arena game modes. If this does not resolve the issue, please speak to your child’s teacher. Remember that Jamming mode allows the child to choose the tables themselves.
<b>My child gets anxious</b>	Try the three above plus: setting mini goals (e.g. complete 2 minutes today, get 1 more point in the next game, pass 1 level); having a break from online play (come back in a couple of days); and reminding them of Baz’s words: “A good rock star stays chillaxed by accepting they make mistakes.”
<b>My child has visual impairments; what settings are available?</b>	Head to the Profile page where you can: change the colour scheme; reduce the visual stimuli with Declutter mode; increase the font size or switch to a dyslexia-friendly font called Lexie. play.ttrockstars.com is also screen reader compatible.
<b>Can I turn off division?</b>	Yes in Jamming mode but not in the other games. The reason for that is that practising multiplication and division at the same time supports the recall of both and is the most successful approach. If your child is finding division confusing, please speak to their teacher about starting with the 10s only and for advice on how to help at home.

Teacher are able to see how often and how well children have practised their times tables and how many coins they have earned.

You can also find a parent’s guide video to TTRockstars at:

<https://www.youtube.com/watch?v=-ZxZbRVvbyM>